



My Zoo Visit

A SOCIAL STORY

My name is _____.

I am visiting on _____.


DATE

Getting Ready

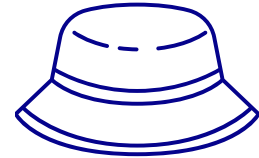
- Before I visit, I can look at or print the Zoo map here: [Riverbanks' Map](#)
- These are some ideas of what I may need to bring.



Comfortable shoes



Mask



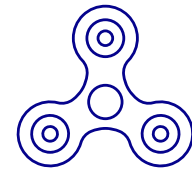
Hat or sunglasses



Headphones or earplugs



Water bottle



Fidget or comfort item

How I Feel

- I can always share my feelings with family and friends while I am at the zoo.



I'm happy and confident.



I'm feeling OK.



I'm a bit worried.



I might need some time out soon.



I'm very angry or worried.

Entering the Zoo

- I will park in the parking lot and walk to the Zoo entrance using the sidewalk or bridge.
- I will go to the front gate and may have to wait in line for my turn.
- The nice people will scan my ticket and I will walk into the park.



Parking Lot



Bridge



Ticket Booth



Guest Relations



Front Gate



Getting Around

- I will receive a map at the entrance, and signs around the park will guide me.
- If I need help, I can look for nice employees wearing **blue** or **red** shirts that say Riverbanks Zoo and Garden with a name badge.
- I can borrow a Riverbanks Sensory Bag at Guest Relations located at the entrance.
- If I need a quiet space while I am here, I will find a location on the map above.
- There are restrooms and water fountains at the Zoo. Most of the restrooms have air hand dryers that can be noisy.
- Family restrooms are located at the Farm Classroom (beside Riverbanks Express), and the Congo Classroom (near Gorilla Base Camp).
- If I get hungry, I can find places on the map where I can purchase food.

Things To Do

- I can find the locations of the things I want to do on the map.



**Endangered Species
Carousel**



Farmyard Experience



Riverbanks Express



Giraffe Feeding



Saluda Skyride



Tiny Trailblazers Adventure



Botanical Garden



Watering Hole




Tuskers

Animal Visits

- I can find the locations of the animal habitats I want to visit on the map.
- I will stay with my group while I look at animals.
- I might experience funny or strong smells from some animals, and they might make loud noises.



Tiger



Giraffe



Penguin



Bear



Otter



Lorikeet



Flamingo



Siamang



Rhino

Leaving the Zoo

- I will exit at the Zoo at the same place I entered.
- If I borrowed a Sensory Bag, I will return it to Guest Relations.
- I may visit the Gift Shop on the way out.
- If I want to learn more about the different plants and animals I saw at Riverbanks, I can visit riverbanks.org.

Thank you for visiting!

